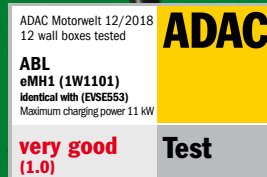


Wallbox eMH1

ABL



Charging at
its best



»We recommend buying a flexible,
general-purpose wallbox.
After all, your first EV will probably
not be your last.

We recommend a 3-phase 11 kW
wallbox such as the ABL wallbox that
topped the ADAC tests.«

12 wallboxes tested by ADAC

The winner: Our Wallbox eMH1

On December the 3th 2018, the ADAC, Europe's largest automobile association with around 20 million members, published the results of its wallbox product test. Twelve wallboxes from international manufacturers with charging capacities from 3.7 to 22 kW were tested. Reliability during charging, safety and ease of use were put to the test in this comparison of the different systems.

The Wallbox eMH1 by ABL received top ratings for all three criteria. The report also emphasized as a positive that the Wallbox eMH1 does not require additional residual current protection. The wallbox is pre-installed ready for connection, so there are no hidden additional costs. All electric vehicles tested by ADAC were able to be charged easily at the Wallbox eMH1. The result is unambiguous: With a top mark of 1.0, the Wallbox eMH1 by ABL is the winner.



eMH1 and eMH1 Basic

Comparison of types



Wallbox eMH1 Basic

Item No. 1W1108

11 kW
Charging output

-



Requires Type A RCCB onsite
in the domestic power distribution



Welding detection capability:
the charging procedure will be
terminated if a welded contactor
is detected

-

Wallbox eMH1 Basic

Item No. 1W2208

22 kW
Charging output

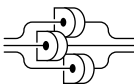
-



Requires Type A RCCB onsite
in the domestic power distribution



Welding detection capability:
the charging procedure will be
terminated if a welded contactor
is detected



Current sensing to detect
phase unbalance

Wallbox eMH1

Item No. 1W1101

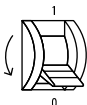
11 kW
Charging output



ADAC test winner
with top grade 1,0



Integrated Type A RCCB




Welding detection is activated
on contactor welding

-

Wallbox eMH1 Basic

ABL



The easy
solution

The new addition to the eMH1 line – the Wallbox eMH1 Basic. Like all other ABL wallboxes, the new addition features integrated DC fault current detection. To connect the Wallbox eMH1 Basic, all you need is a Type A RCCB. Alternatively, you can opt for the preconfigured, ready-to-use Wallbox eMH1, which topped 11 other wallboxes tested by German Automobile Association (ADAC).

The easy solution

Wallbox eMH1 Basic

Building on the product that topped the 2018 ADAC wallbox tests, ABL has developed the new Wallbox eMH1 Basic which is designed for domestic applications. It goes without saying that the Wallbox eMH1 Basic will deliver the same level of reliability, safety and intuitive operation that won over the ADAC testers. ABL's decision not to incorporate a fault current relay allows for a Type A RCCB onsite. The resultant flexibility that the Wallbox eMH1 Basic offers means it can be easily integrated into virtually any non-commercial setting.





ABL SURSUM
Bayerische Elektrozubehör
GmbH & Co. KG

Albert-Büttner-Straße 11 · D-91207 Lauf / Pegnitz
Tel. +49 (0) 9123 188-0 · Fax +49 (0) 9123 188-188
info@abl.de · www.abl.de · www.ablmobility.de